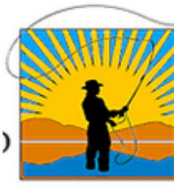


# FINNY FACTS




Archive Version

## San Diego Fly Fishers

September 2017 Cleaner Water, Brighter Streams, Better Fishing Volume 40 No. 9

**Golden Trout Wilderness Fence Repaired Team Story—page 4**  
**Craig Smith Latest Column- Fly line Weights—starting on page 5**  
**Call for Volunteers— from Members of San Diego Fly Fishers see below**



The beginning of the new school year will present a new and expanded need for volunteers for some of our more popular conservation and education programs.

**Star/Pal Fishing for Youth** is October 20 (rigging the rods) and October 21– Fishing Derby. See **Paul Woolery** for more information.

**Trout in the Classroom** has become a highly successful educational program and the number of schools is expanding rapidly. Also, there are 3 cycles per school year of trout can be raised and planted (fall, winter, spring). The smiles on the young students faces will touch your heart.

**Project Healing Waters– Fly Fishing** is working with disabled veterans at various locations as the veterans learn about tying flies, casting, and catching fish using fly fishing gear. The dates and times is always located in the lower left hand corner of the first page of the **Finny Facts**. For more information contact, **Lee McElravy, Art Reifman, Larry Sorensen, or Paul Woolery**.

### This Month's Speaker Chad L. Loflen

Senior Environmental Scientist with California Water Control Board– San Diego Region  
 Topic: *Can we eat what we catch ?*

Golden Trout exclusion fence comes down and even this month's speaker **Chad L. Loflen** pitched in and helped with the posts ( see photo below ).

These are just a few opportunities. **Volunteer and help others. It feels great.**



#### Editor's Note:

My 9 year old Toshiba laptop which has generated the past Finny Facts has gone the the computer graveyard in the sky. I am producing this edition on a new Dell laptop.

Why am I telling you this ? The Dell has a mind of its own and is frustrating me at every turn. There may be many errors that I can not address. Thank you for your patience.



#### August Schedule

August 29 Tuesday– Naval Medical Center– San Diego (NMC-SD) 10-noon

#### September Schedule

Sept. 5 Tuesday– NMC-SD 10-noon  
 Sept. 7 Thursday– San Carlos Recreation Center 6:30-8:00 pm  
 Sept. 9 Saturday– ASPIRE Santee Lakes 9:30-noon  
 Sept. 12– Tuesday– Lake Murray Casting Center 10-noon  
 Sept. 19 Tuesday-NMC-SD 10-noon  
 Sept. 26 Tuesday-NMC-SD 10-noon

#### October Schedule

Oct 5 Tuesday-NMC-SD Santee Lakes 10-noon  
 Oct. 7 Thursday– San Carlos Recreation Center 6:30-8:00 pm  
 Oct. 14 Saturday– ASPIRE Santee Lakes– 9:30-noon

#### Inside

President's..... Page 2  
 Summer Activities.....Page 3  
 Golden Trout..... Page 4  
 Craig Smith's Column .....  
 ..... Pages 5 and 6  
 Project Healing Waters... Page 7  
 Volunteers..... Page 8  
 Future Events..... Page 9  
 Extra.....Page  
 Membership Renewal ...Page 11  
 Instructional Clinics... Page 12  
 LOGO clothing..... Page 13  
 Eastern Sierra Report....Page 14  
 Funny Page.....Page 15  
 Sponsors Page..... Page 16  
 Awards.....Page 17  
 Board Information..... Page 18

#### Next Program

Monday, September 11th  
 Southwestern Yacht Club

Greetings fellow SDFFF fly fishers:

August has just about passed and hopefully many of you have had a chance to go fishing while the weather is good. The reports from the Eastern Sierras has high flows but the next few months look very good.

I just came back from a 11 day trip to Kodiak Alaska and Denali National Park. Wow is that beautiful country. The Anchorage airport was very busy with lots of fishers with large boxes of frozen fish on it's way back to the lower 48. The bears are gorging themselves on the salmon as they make their way up the streams.

My grand son-in-law caught a 6 foot, 200 lb halibut 1 week before we arrived on Kodiak. (not on a fly)

Our Project Healing Waters program has had some reorganization and some future consolidation. Many thanks to **Art Reifman, Larry Sorensen, Lee McElravy, Alan Thompson, Barry Pechersky, Paul Woolery, Ray and Sheri Mehl**, and others for all of their unselfish volunteering for our Wounded Vets benefits. In this coming year there will be many opportunities for many of you to volunteer to assist in our Project Healing Waters outreach clinics to the wounded veterans. We could use your help for our many venues. Contact **Lee McElravy or Paul Woolery** to join our crew.

Our annual Fly fishing trek up to Mammoth is upon us soon so we should have lots of new fishing pics to share with everyone. Best of luck to all of the fly fishers who brave the high sierras.

The Boy Scout Powder horn is underway on August 26 and it will be another opportunity time to pay it forward to encourage new fly fishers. Thanks to our volunteers.

I also read that the Weds tidelands bunch have been having good luck at Glorietta Bay every week. If you have any interest contact **Bob Pharoah**.

**Gretchen Yearsous** and others have been casting to our lake bass with some good results. They all get an A for effort.

I want to offer a special thanks to **John Adametz** (one of our casting instructors) who has given many days and hours to help many of us learn to be better fly casters. **John** is being re-assigned in September to a new assignment with the Navy. Many thanks John and good luck going forward. SDFFF really appreciated all of your unselfish efforts.

Our Sunday Morning Lake Murray casting clinic has really been experiencing an overload of interested beginners who want to learn casting and some intermediate casters who come down to refresh their casting skills. We need additional hands to assist our able bodied teachers who commit to every Sunday 50 weeks a year.

The next few months we have some great presenters at our meetings at the Southwestern Yacht Club. Come early for some food and adult beverages, watch an expert fly tier, and listen to outlandish fish stories.

Regards

Fred Gregory  
President San Diego Fly Fishers



**Don't Forget**  
Time to renew your membership with San Diego Fly Fishers for 2017. Use the form provided in this publication to mail a check  
**OR Renew on-line**



**Thank you for your support.**  
**Bratwursts are available for purchase at COSTCO Warehouse stores.**  
**For the second year in a row, Larry George provided the fresh hamburger meat and Bratwurst for our Casting Event held at Tidelands Park**


# This Summer's Activities

## San Diego Fly Fishers and friends go Fishing

Pictures below from a Sunday Casting Student catching a bonefish at Christmas Island this past June. Good Job!




Youth Angler's Tournament at Shelter Island - Sdff Members Paul Woolery, Lew Walsh, and Alan Thompson



# Golden Trout Wilderness Cattle Exclusion Fence Working Party

San Diego Fly Fisher's Golden Trout trip this June was a great success, after a tense start. As you know the Eastern Sierra's have had record snow accumulations this past winter and Spring. Many rivers are still at high run off levels. The Kern River Watershed was no exception. So we planned our trip a week later than normal and hoped for the best. Right up until two days before we left, the road to Black Rock Trailhead was still closed. The snow was cleared but many large downed trees still had to be removed. We arrived at the Ranger Station to see barriers still blocking the road, but the Rangers had arranged for us and another work crew to pass. We had to carefully drive around some huge logs, but the campground was clear. It was neat to know we were going to be the only ones there all weekend, and the first to fish the stream since we dropped the fence last October.



where the bear had just been. I could hear it but couldn't see it. They said it was on the trail very close to me. Nice Bear!

We will be going back up to drop the fence Sept 29 and 30, and again next June if you want to join the adventure. Contact [conservation@sandiegoflyfishers.com](mailto:conservation@sandiegoflyfishers.com), or see me at a meeting.

Tight lines, Gary



day morning and hiked back to the meadow to get in some early fishing before the long drive home.

Anecdote, this is a Wilderness: The bear that stood behind me and watched while I



The weather was perfect but signs of the heavy winter snow falls were apparent as we hiked down to the meadow. We had to climb over piles of snow and slosh through some mud, and the mosquitoes were hungry. The USFS/ACE crew was busy cutting huge downed trees off of the trail. The meadow was lush, green and wet. Snow drifts had pushed over several fence posts and broken the door off of the USFS tool shed. Our hard working crew of 11 replaced the downed posts and restrung about 1 ½ miles of barbed wire around the meadow with time left over to attack a larger than normal population of beautiful golden trout. The fishing was sooooo good that several of us skipped breakfast Sun-



changed out of my wading boots moved too fast for me to get a picture, but he/she came back to the same spot the next afternoon to watch me change boots again. The second day, Cole and Mark saw the bear and waited for it to leave. They didn't see me until I stood up between them and

Read  
The  
**Indicator**  
  
E-mailed  
By  
**Sherry  
Ashbaugh**

# Fly Lines Part 1: Fly Line Weights

## By Craig Smith

Compared to 75 years ago, selecting a fly line can be a confusing endeavor. Back in the 1940s you basically had a choice between level, double taper and weight forward fly lines made from silk with a labor-intensive braiding process. The first synthetic lines, made from nylon, were available in the late 1940's but were troublesome and not popular. The first truly modern fly line with a PVC coating, the Cortland 333, was first marketed in 1953. By 1960 a number of companies were producing an ever-growing variety of PVC coated lines. Today, with constant technological improvements, it seems like there is an almost infinite number of fly lines for a wide range of fly rods and fishing techniques. Trying to select a line based on looking at a catalog can seem like an overwhelming problem. Why are there so many kinds of fly lines? Because a sufficient number of anglers ask for them to make them to be profitable to produce.

This is the first article in a series that will discuss fly lines for *single handed rods* (honestly, I don't know much about lines for switch and spey rods other than they are different). Hopefully, when the series is complete, you will be better equipped to choose fly lines that will improve your fishing success.

Before we dive in I am going state a couple simple up front guidelines for those who just want to go fishing and not dig deeper into the technical stuff. *For most floating line applications*, if you get a regular weight forward or double taper floating with a line weight rating that matches your rod's rating, whether freshwater or saltwater fishing, your rod and line will be just fine for a wide range of conditions. The same applies when you need a sink tip line with a sinking tip of about 15 feet or less for fishing below the surface in shallow water or in slow currents. You can successfully fish a lot of water if you follow this simple guidance and not bother to read any more.

For the rest of us, we may want to tune our rod and line rigs to improve our chances of success. I will start by looking at the concept of fly line weight ratings, which as reflected by current fly line design and con-

struction, is not as simple as it seems (or as some opine, as simple as it should be)

First, a little bit of terminology clarification. To try to avoid confusion over the use of the word "weight" I am going to use the words "mass" and "weight" for distinctly different purposes. When I write "weight" I will be referring to the designation on a box or catalog for a line, or to the line rating of a fly rod (e.g. 6 weight fly rod). When I write "mass" it will mean how much the readout says when you put a line on a scale.

Up until around 1960 fly lines were rated by diameter of the line, the rating identified by a three-letter code with each letter representing the diameter of the line. Many of you have seen old rods with this type of rating on the rod or read old books that discussed fly lines using these codes. Fly line packages might be labeled "HDH" or "HEH" or "GBF" or something similar. Under this system "HDH" would be a double taper line with a tip diameter of 0.025" (H) and a body diameter of 0.045" (D). The "GBF" would have designated a weight forward line where "G" is for the tip, "B" the belly, and "F" the thinner running line. With braided silk lines this system would roughly correspond to mass of the fly line. But with the advent of modern synthetic lines and sinking lines where diameter of the line is not a good indicator of its mass, this letter system could no longer accurately be used to rate fly lines.

To address this problem, in 1959 the American Fishing Tackle Manufacturers Association met to work out a solution and developed the AFTMA fly line standard. The standard is based on the mass of the first 30 feet of a fly line, excluding the short level tip (typically 6 to 12 inches). Today this standard is maintained by the American Fly Fishing Trade Association (AFFTA) which is a successor to the AFTMA. The standard allows for some manufacturing variance.

The specification for line weights 1 through 15 is shown in **Table-1**. For example, the first 30ft (minus the level tip) of a 5-weight fly line, regardless of whether it is floating or sinking, has a mass of 140 plus or minus

6 grains. Fly line boxes are marked with line ratings and some letter codes that describe the line. If a box is marked "WF-5-F" it is a weight forward 5 weight floating fly line. A 5-weight sink tip would be marked "WF-5-F/S" and a full sinking line would be marked "WF-5-S". An intermediate sinking (slow) line would be "WF-5-I". A 5-weight double taper floating line would be marked "DT-5-F".

But as fly fishing has evolved to target more species around the world, working from the surface to the depths, and as rod design has evolved, line manufacturers have played a bit loose with the standards. That 5-weight fly line you just purchased may not match the AFFTA standard, though many will. The line companies first started to vary from the standard for some lines in the 1990s by making some lines one-half and later a full weight or more heavier than what they designate when I cover matching lines to fly rods future article. The excellent Scientific Anglers Master GPX series of lines (recently replaced by the MPX series) were one-half weight heavier A WF-6-F GPX line as marked on the box would really be more like a WF-6 ½ -F. For a few years, Cortland actually used fractional numbers for a small set of lines, so you might see a WF-6.5-F on the box, but as far as I on the box. If you carefully read the line descriptions in catalogs you might have noticed some text that read something like "slightly heavier to assist new casters" or "heavier to help better load fast action rods." can determine, no other manufacturer did this. Two other examples of lines that vary from the standard are the very popular RIO Grand line which has a mass that is actually one line weight greater than the standard, and the Rio Outbound Short lines which have a mass about 2 ½ weights greater than the standard. Now, you might be wondering if these heavier than standard fly lines might be bad for your rod. Rest assured they won't harm your rod. I will explain why when I cover matching lines to fly rods future article.

-continued next page

# Fly Lines Part 1: Fly Line Weights-continued

## By Craig Smith

But as fly fishing has evolved to target more species around the world, working from the surface to the depths, and as rod design has evolved, line manufacturers have played a bit loose with the standards. That 5-weight fly line you just purchased may not match the AFFTA standard, though many will. The line companies first started to vary from the standard for some lines in the 1990s by making some lines one-half and later a full weight or more heavier than what they designate when I cover matching lines to fly rods future article The excellent Scientific Anglers Master GPX series of lines (recently replaced by the MPX series) were one-half weight heavier. A WF-6-F GPX line as marked on the box would really be more like a WF-6 ½ -F. For a few years, Cortland actually used fractional numbers for a small set of lines, so you might see a WF-6.5-F on the box, but as far as I on the box. If you carefully read the line descriptions in catalogs you might have noticed some text that read something line “slightly heavier to assist new casters” or “heavier to help better load fast action rods.” can determine, no other manufacturer did this. Two other examples of lines that vary from the standard are the very popular RIO Grand line which has a mass that is actually one line weight greater than the standard, and the Rio Outbound Short lines which have a mass about 2 ½ weights greater than the standard. Now, you might be wondering if these heavier than standard fly lines might be bad for your rod. Rest assured they won’t harm your rod. I will explain why

Many of you have noticed that some lines are not marked with those letter and number codes that have been in use since the early 1960’s. In place of those codes, some lines are marked with a number like 175, or 250, or 300, etc. This number represents the mass in grains of either the first 30 feet of the line

The Teeny Nymph Company first started producing lines like this in 1983. For example, Teeny T-300 line has a mass of 300 grains for the first 24 feet (the sinking head length) and the Teeny TS-350 has a mass of 350 grains for the first 30 feet (also the sinking head length of that line). While most anglers think of lines rated in grains as being integrated shooting taper lines with sinking heads, and for the most part such lines are a sinking type, there are some floating lines marked in grains. The lines that come with the Sage BASS fly rods are one example.

The fly line catalogs and boxes for most of the fly lines rated in grains will have a suggested range of rods ratings to match the line with. In the Scientific Anglers catalog, the specification for the 300 grain Sonar Sink 30 Cold line indicates that it matches with an 8 or 9 weight rod. But you just looked at the AFFTA fly line standard table and see that 300 grains

based on the standard! Did Scientific Anglers make a mistake? No. The people at Scientific Anglers, Rio, Cortland, Teeny, Airflo, and all the other line manufacturers have a much greater understanding of fly lines, fly rods, and fly casting than most of us ever will. I will touch upon this in some detail in the upcoming article on matching fly lines to rods. Until I finish that upcoming article, and even after your read it, you will be just fine by using guidance on the line box or catalog to match the rod with a line.

Many of you may now be wondering “if there is a line rating standard and the boxes are marked with a line weight, but the manufacturers are not always following the standard, then how do I really know what I’m getting?” This is something that has been somewhat vexing problem for many anglers since manufacturers started playing loose with the standards. Their reasons for varying from the standards are primarily to help anglers with certain problems. But some anglers do not want the help. For many of us, most of the time, if we have a 5-weight rods we will just buy a line marked a 5-weight and it will be fine. But some of us get more selective. In the last few years, following a torrent of requests from fly anglers, most of the line manufacturers have started listing the weight in grains of either the first 30 feet or of the head portion of the taper in their catalogs and on their websites. Ideally, they would list this on the box but they are not there yet.

<b>Line Wt (Column 1)</b>			
<b>Wt. in Grain (mass) (column 2)</b>			
<b>Allowed Variance in Grains (column 3)</b>			
<b>Wt. in Grams (mass) (column 4)</b>			

1	60	±6	3.90
2	80	±6	5.20
3	100	±6	6.50
4	120	±6	7.80
5	140	±6	9.10
6	160	±8	10.40
7	185	±8	12.00
8	210	±8	13.60
9	240	±10	15.50
10	280	±10	18.15
11	330	±12	21.40
12	380	±12	24.60
13	450	±15	29.20
14	500	±15	32.40
15	550	±15	35.60

**Project Healing Waters Fly Fishing  
San Diego Chapter**

**Community Program for Veterans....  
FREE FLY TYING AND  
FLY FISHING  
PROGRAM**



**When: 1<sup>st</sup> Thursday of the month  
Time: 6:30pm to 8:00pm  
Where: San Carlos Recreation Center  
6445 Lake Badin Ave., San Diego, CA 92119**

**FREE-- Fly tying (all materials supplied)...Prize drawings  
(flies, rods/reels, tools, etc.)  
Sponsored fly fishing outings**

**PROGRAM OPEN TO ALL DISABLED VETERANS**

**Sponsored by Project Healing Waters & San Diego Fly Fishers  
Please rsvp to**

**[phwsandiego@gmail.com](mailto:phwsandiego@gmail.com)**

# Volunteer Opportunities

## RECURING EVENTS

### Every Sunday Morning at 9am

Lake Murray Casting Clinic

Join **Alan Thompson** and his crew. We can always use additional help as the number of students can vary greatly from week-to-week. We are teaching two basic casts: the roll cast and the overhead cast. Bring a comfortable chair, your winning personality, and we will supply at the equipment.

### Every Thursday Evening at 6:30 pm.

San Carlos Recreation Center

Meet a group of dedicated fly tyers that are giving instruction as to tying most of the popular flies. For more information contact **Lucky Ketcham**.

### Advanced Fly Casting

Mission Bay Park– Ski Beach area

Join **John Adanetz** as he instructs fly casters in advanced casting techniques. This group meets the 1st and 3rd Sunday at 8am.

### Lend-a-Rod Program

Chollas Lake Park (See Below)

Join **Paul Woolery** every Sunday 11am–2pm as they help youngsters learn the basics of fishing and casting conventional rods. Another way to help kids. Contact Paul for more information.

## SPECIAL EVENTS

### Casa Vieja Meadow in the Golden Trout Wilderness

Join SDFE members as they make two trips annually, one trip in early summer to repair and set up the cattle excursion fence to protect the fragile mountain meadow. The second trip occurs in the fall to take down the barb wire fence to minimize witer storm damage. While in the meadows, look for the elusive Golden Trout that can be found in the small streams.

**Date for taking down the barbwire is approaching. Check here for dates and times.**

### Trout in the Classroom

This event will become a recurring event as we continue to build increase participation by local schools. There is the possibility to raise and release trout three times during the academic year.

Updates to this rapidly expanding program will be listed here or in the *Indicator*.

### Project Healing Waters- Fly Fishing-San Diego

San Diego Fly Fishers has increased the number and types of settings to help disabled veterans.

**WE NEED YOUR HELP.**

We have added a new group of veterans who attend the ASPIRE program and are scheduled to meet monthly the 2nd Saturday at Santee Lakes. If interested see **Lee McElravy**

We have returned to the **Naval Medical Center San Diego** after an extended absence. Each group receives 3 classes followed by an outing to test their skills. And meet on Tuesday evenings from 6-7:30 pm. If you are interested, see **Larry Sorensen**.

Finally, our evening program at San Carlos Recreation Center that meets monthly the 1st Wednesday from 6:30-8:00pm. If interested see **Lee McElravy**.

**Bottom Line: WE NEED YOUR HELP.**

## Fly Tying Congress Every Thursday 6:30-8:30 PM

Join the San Diego Fly Fishers at San Carlos Recreation Center at 6445 Lake Badin Ave. in San Diego. Instruction to create your own fly is available. Bring your own equipment or use the club equipment, available from one of the instructors.

**DIRECTIONS--**From Interstate 8 take the Lake Murray off-ramp and drive toward Lake Murphy. Travel on Lake Murray Blvd. for 1.6 miles and turn left at Lake Adlon Drive (1st corner past Jackson Drive). Go three blocks and the Recreation Center will be on your right.



## Future Events



**Saturday, September 2nd, 2017 at 3:00 PM to  
Sunday, September 3rd, 2017 at 10:00 PM  
Kernville Rodeo Grounds**

## EXTRA

.” -continued from page

But at least we have a place to look it up and I can see that a Rio Gold WF-5-F has a mass of 146 grains (just within the AFFTA standard for a 5-wt line) and a Rio Grand WF-5-F has a mass of 160 grains (equal to an AFFTA standard 6-wt line).

Since the line manufacturers don't always follow the AFFTA line standard specification you might wonder what use it may have for you. Well for one, you can look at the standard and look at the manufacturers specification for a line get an idea on how two lines that are marked the same may cast for you. Using the example of the Rio Gold and Rio Grand lines, you would find that the Rio Gold WF-6-F and Rio Grand WF-5-F would load your rod about the same. You can also use the standard to figure out what those old lines you have laying around are. Coil up the first 30 feet of an unknown fly line and put it on a digital scale, supporting the rest of the line as best as you can so it minimizes the influence of the scale reading as much as possible. Compare the reading to the standard to figure out the line weight. This method is not absolutely precise but it is close enough. You can get inexpensive digital scales for around \$25. Most don't read out in grains but you can convert from grams or ounces to grains.

This is probably a bit more detail than many of you ever wanted to know. But for some, understanding the details of fly line ratings, weights, and mass, will help find fly line and rod pairings that will be optimal for their fishing conditions. And if you feel this is all a bit more complicated than you want to delve into that's ok; you can still have a wonderful fly fishing experience. As I wrote above, if you use your rod's line weight designation and choose a line based on the designation on the box, you will usually be just fine.

Next time I will discuss matching fly lines to fly rods and why sometimes you want to deviate from what the rating is on the fly rod. Just a little teaser: while there is an AFFTA standard for fly lines (which isn't always followed), there is no such standard for rating fly rods!

**Don't Forget**  
Time to renew your membership with San Diego Fly Fishers for 2017.

### **Fly Tying Congress** **Every Thursday 6:30-8:30 PM**

Join the San Diego Fly Fishers at San Carlos Recreation Center at 6445 Lake Badin Ave. in San Diego. Instruction to create your own fly is available. Bring your own equipment or use the club equipment, available from one of the instructors.

**DIRECTIONS**--From Interstate 8 take the Lake Murray off-ramp and drive toward Lake Murphy. Travel on Lake Murray Blvd. for 1.6 miles and turn left at Lake Adlon Drive (1st corner past Jackson Drive). Go three blocks and the Recreation Center will be on your right.

# Membership Renewal by Mail

Date \_\_\_\_\_ First Name \_\_\_\_\_ Last Name \_\_\_\_\_ MI \_\_\_\_

- Individual Membership - \$40.00                       Family Membership - \$50.00  
 Military Membership - \$25.00 (Active Military only)     Military Family Membership - \$35.00 (Active Military only)

Change of Address or Email Address : New Address \_\_\_\_\_  
City \_\_\_\_\_ State/Zip \_\_\_\_\_

Email \_\_\_\_\_ @ \_\_\_\_\_  
Please Print Clearly)

**PRINT THIS PAGE then  
MAIL THIS FORM AND YOUR CHECK TO:**

**SAN DIEGO FLY FISHERS  
10601-G Tierrasanta Blvd #327  
San Diego, CA 92124**

***COUPON...SAVE \$ 5.00...COUPON***

Join **IFFF** and take \$5.00 off your **San Diego Fly Fishers** Membership and be entered in an **IFFF** raffle where 1 out of 12 new members will win a new fly rod.  
**See John Adametz or Steve Vissers for more details**

*By using this form you save your club the expense of mailing a renewal form, can save you money if you renew in person at a club meeting, and this is the green al-*

## ON-LINE MEMBERSHIP RENEWAL

### On-Line Renewal

Here's how you do it:

**1st:** on your computer (or other device) go to [www.sandiegoflyfishes.com](http://www.sandiegoflyfishes.com)

**2nd:** click on [Join Our Club](#)

**3rd:** in the orange colored box click on [Renew Online](#)

**4th:** Read the entire page and complete the form in the aquamarine colored box

**5th:** After you have completely filled out the form, make sure you click the box that states *\*I have read and I agree to the terms of the San Diego Fly Fishers General Release*. Not sure what is in General release, Click Button on bottom right that says [Read SDFP General Release](#)

**6th:** For safety, copy the number in a picture above Submit Button and copy that number in a box below the number.

**7th:** Hit [Submit Membership Info](#)

**8th:** Select membership type and follow instruction to make payment.

**Final Note:** If you have made an online purchase, you can work this system.

## Instructional Classes offered by SDFE

# Advanced Casting Instruction

with

**John J. Adametz, IFFF Casting Instructor**

**8 to 9AM, first and third Sundays**

**Ski Beach Park**

**Mission Bay Park**

I am offering Advanced Casting Instruction to any San Diego Fly Fishers or Golden State Flycasters club member on the first and third Sunday of each month from 8 – 9 AM starting January 3, 2016. If you are looking to improve your casting or are interested in preparing for and obtaining your International Federation of Fishers Certified Casting Instructor credential, I can help. Let's work together, have some fun, and learn some casting! Please contact me at [john.adametz@gmail.com](mailto:john.adametz@gmail.com) should you have any questions.

John Adametz is a freelance outdoors writer, fly fishing enthusiast and International Federation of Fly Fishers Certified Casting Instructor. He is affiliated with San Diego Fly Fishers, Golden State Flycasters, Mississippi Coast Fly Fishing Club, and Brotherhood of the Junglecock (Maryland Chapter). Any day fishing is a good day!

### FREE CASTING LESSONS EVERY SUNDAY starting at 9 AM

Join the San Diego Fly Fishers at Lake Murray to cast or improve your skills. Free instruction is available. Bring your own equipment or use the club equipment, available from one of the instructors. DIRECTIONS--Take Interstate 8 to Lake Murray Boulevard. Go north on Lake Murray Boulevard to Kiowa Drive. Make a left and continue to the parking lot next to the boat dock. We are to the immediate right of docks under the large cabana. See you there!

### Fly Tying Congress Every Thursday 6:30-8:30 PM

Join the San Diego Fly Fishers at San Carlos Recreation Center at 6445 Lake Badin Ave. in San Diego. Instruction to create your own fly is available. Bring your own equipment or use the club equipment, available from one of the instructors.

DIRECTIONS--From Interstate 8 take the Lake Murray off-ramp and drive toward Lake Murphy. Travel on Lake Murray Blvd. for 1.6 miles and turn left at Lake Adlon Drive (1st corner past Jackson Drive). Go three blocks and the Recreation Center will be on your right.

## Ordering Clothing from Cabelas With our Club LOGO

### CABELA'S EMBROIDERED CLOTHING

Our Club logo is available to be applied to items purchased at Cabela's. Here is the information you will need.

Step 1: Decide what article of clothing you want the club logo to be placed on and write down the number and color you want to purchase. There are good deals on the Corporate Sales book found online. Then choose the logo you will use. Blue lettering LOGO is for light-colored item (**LOGO number 30016093**) or gold lettering LOGO for dark colored items (**LOGO number 30015627**).

Step 2: Contact Cabelas Embroidery at (877) 892-4424 (Telephone), or facsimile at (800) 237-4401. or on-line at embroidery~cabelas.com

Step 3. When connected to the Embroidery Department, Give them the SDFE Customer Club Number when placing an order. This number is **40479874**. You may receive a 0-10% discount by using the Club Number. However, for almost all items there is an embroidery charge of **\$5.00**.

Step 4: Finalize the order and use a credit card to secure your purchase by phone. **If you are ordering by FAX or e-mail, do not include a credit card number.** For security reasons, Cabelas will call you for that information.

Step 5: Check your product when it arrives.

**The Official San Diego Fly Fishers Shirt which is displayed on the right. You can own this special shirt which guaranties that you will stand out in a crowd.**

**Order from Cabelas (see above)  
Item #1K-904591  
Color-Vivid Blue**

**Get Yours Today !**



Embroidery is available locally at **TCB Embroidery** located at 8924 Carlton Hills Blvd. Santee, CA 92071 Phone- (619)-562-2320 Fax (619)-562-3510  
[tcbembroidery.com](http://tcbembroidery.com)

# Eastern Sierra Report from Sierra Drifters

## Quick Look Fish Report 8/23/17

We are changing to a Gmail account. Please add driftfish1@gmail.com to your address book, & delete the other. Thank you.

We want to wish the new management for the Bridgeport Marina and RV Park the very best of luck, & many solid snow packs. The facility is back and operating with good reports from tubers and boaters fishing the Buckeye Bay section. Go say hello to Chase, and wet a line! Hot weather looking to make its return to the area. There will be quite the warming trend for the following week with above average temperatures for the month. Bridgeport Reservoir is now open and anglers can launch their boats from the marina ramp again. East Walker river at perfect flows now. Big fish are on the chew along with some smaller rainbows. June Lake area waters still fishing well from a float tube or boat with sinking lines and various streamer patterns. Rush Creek good for nymphing and dry dropper fishing with a light weight rod. San Joaquin River still dropping and fishing good with dry flies. The Mammoth Lakes have been good by float tube with sink tip and full sink lines. Dry fly fishing good in the afternoon and evenings. Upper Owens River good as fish are rising for dry flies drifted along the undercut banks. Hot Creek clear and decent with a dry dropper rig. Crowley Lake still kicking out nice big fish. Shallow water fishing has been good along the weeds and channels. Middle Owens up at 500 cfs. Running quite high for fishing from the banks. Wild Trout section still high for wading. PVR good with full sink lines from a float tube while pulling streamers. Gorge getting some water in it again.

Crowley Lake 8/23/17

Fishing has been very consistent here for large quality fish. Other internet reports are apparently experiencing slower fishing. We have been netting large fish daily with plenty of takes in shallow water. The fish are in the weeds and filling themselves with damselfly nymphs, callibaetis,

and perch fry. Fishing closer to the channel has yielded great results and the afternoon wind has really been stirring up the bigs to bite. This is a great time to fish the shallows, as the crowds are very light now and the weather is pleasant. The wind does not negatively affect the bite when fishing with perch fry imitations as it sometimes can with midges, so the fish continue to bite all day long. Many fish have been in the channel in McGee early in the morning, then making their way onto the flats as the sun gets higher and the breeze picks up. North Arm, McGee Bay, the Hiltons, and Crooked Creek have been excellent spots. Our Parallel Assassins Light and Parallel Punk Perch in dark and light have been perfect imitations for fooling these fish.

San Joaquin River 8/23/17

Flows dropping here daily. Currently at 90 cfs. Excellent water conditions with fish taking most dry flies in the right size presented properly. Fishing has been good from the campgrounds down and upstream. Stimulators, Caddis, Mayflies, and small hoppers have been great flies for the area on a 3-weight rod.

Upper Owens River 8/23/17

River now at an excellent flow rate at 68 cfs. Water is crystal clear above the Hot Creek confluence and the further up you travel. Fish are readily taking dry flies and droppers in the clear water above the bridge. The fish are scattered along the river in this section and you may have to do a bit of run and gun fishing. 3 or 4 weight rods are a great set up for these fish. They are very aggressive when taking a dry fly presented to them properly. Mosquitoes are still around in good numbers so juicing the skin up with bug spray wouldn't hurt

Hot Creek 8/23/17

Flows now at 41 cfs. Water looking really good now. Try dry fly and dropper combos along the far edges of the banks. Fish are eager to jump on whatever offering falls from the banks.

East Walker River 8/23/17

River now at 340 cfs. Near perfect flows at this release and great fishing in all areas of the river. Major trico hatch in the mornings. Lots of pressure in the "Miracle Mile" section, but lots of open water downstream. Good quality rainbows and browns showing up and biting on heavily weighted nymph rigs. San Juan worms, Parallel Punk Perch, midges, PT's, and Copper John's are all good flies right now.



## Funny Page

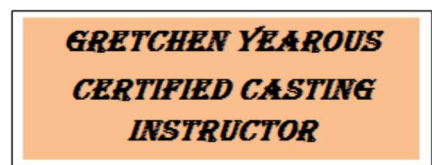


FREE CASTING LESSONS  
EVERY SUNDAY starting at 9 AM

Join the San Diego Fly Fishers at Lake Murray to cast or improve your skills. Free instruction is available. Bring your own equipment or use the club equipment, available from one of the instructors. DIRECTIONS--Take Interstate 8 to Lake Murray Boulevard. Go north on Lake Murray Boulevard to Kiowa Drive. Make a left and continue to the parking lot next to the boat dock. We are to the immediate right of docks under the large cabana. See you there!

# 2017 Fundraiser Sponsors

*A special thank you to our Sponsors . Please Support them with your business*







Recipients of the  
**STROUD AWARD**

Jim Brown.....	2004
Allen Greenwood.....	2005
Hugh Marx.....	2006
Mike Rivkin.....	2007
Bill Van Wulven.....	2008
Larry Bottroff.....	2009
Gary Strawn.....	2010
Bob Fletcher.....	2011
Bill and Eileen Stroud.....	2012
Paul Woolery.....	2014
Louie Zimm.....	2015
Tom Loe.....	2016

Cut-off date for **October Finny Facts** is Friday, September 15 2017  
Send articles to:  
Alan Thompson at  
[tinnyfacts@gmail.com](mailto:tinnyfacts@gmail.com)

Send change of address information,  
or Club membership renewal to:  
**[Sandiegoflyfishers.com](http://Sandiegoflyfishers.com)**

Also, Visit our club's website today for new pictures, articles, and other useful information.  
[WEB Address at bottom of this page.](#)

**LIFE MEMBERS**

Gordon Foster (in memoriam), Bill and Eileen Stroud (in mem), Bernie Hammes (in mem), Hugh Turner (in mem), Nancy Pitts, Bob Wisner (in mem), Ken Armer, Glen Paul (in mem), Betty Coram, Ned Sewell (in mem), John Kasten (in mem), Leo Bergevin (in mem), George Beach (in mem), Bob Camp (in mem), Marvin Darling, Gene Jerzewski (in mem), Oz Osborn (in mem), Robbie Robinson (in mem), John Gauld (in mem), Lloyd Jefferies (in mem), Doug Joseph, Gary Hilbers, Tom Smith, Bud Olsen (in mem)

**HONORARY MEMBERS**

Jim Brown, Louisa Kassler (in memoriam), Hugh Marx (in memoriam), Bob Fletcher, Randy Ford, Allen Greenwood, Mike Rivkin, Bill Van Wulven, Larry Bottroff, Aubrey Wendling (in memoriam), Bob Berry, Larry George, Tom Loe

Recipients of the:

**GORDON FOSTER MEMORIAL AWARD**

For unselfish and outstanding service to the fly fishing community

1991-Ned Sewell	2004-Joe Bain
1992-Bob Camp	2005-Jim Reeg
1993-Bill & Eileen Stroud	2006-John Kasten
1994-Ed Velton	2007-Lucky Ketcham
1995-Bob Wisner	2008-Louie Zimm
1996-Gary Hilbers	2009-Warren Lew
1997-Jack Bentley	2010- Paul Woolery
1998-Gordie Zimm	2011-Gary Strawn
1999-Gretchen Yearous	2012-Lee McElravy
2000-Tom Smith	2013-David Collins
2001-Rose & Roger Yamasaki	2014- Lee Anderson
2002-Larry Sorensen	2015- Jack Duncan
2003-Jim Tenuto	2016- Bob Pharoah



**San Diego Fly Fishers  
2017 Directors**

Fred Gregory ..... **President**  
 Larry Sorensen..... **1st Vice-President**  
 Tim Huckaby.....**2nd Vice-President**  
**Co-Annual Fund Raiser**  
 Bruce Harris ..... **Treasurer**  
 John Adametz.....**Casting instructor**  
 ..... **SWC-IFFF Club Liaison**  
 Sherry Ashbaugh..... **Media**  
 Bruce Bechard ..... **Programs**  
 Jack Duncan.....**Rod Building**  
 Mike Gilroy.....**Co-Annual Fund Raiser**  
 Mark Hedderson..... **Secretary**  
 Lee McIlravy ..... **At Large**  
 Bruce Michael ..... **At Large**  
 Gary Strawn ..... **Conservation**  
 Alan Thompson..... **Newsletter**  
 Steve Vissers ..... **Membership**

**Other Chairpersons**

Alan Thompson ..... **Fly Casting Clinic**  
 Lucky Ketcham ..... **Fly Tying Clinic**  
 David Collins ..... **Web Master**  
 Art Reifman .... **Project Healing Waters**  
 Don Davis..... **Video & Library**

**IGFA Contact**

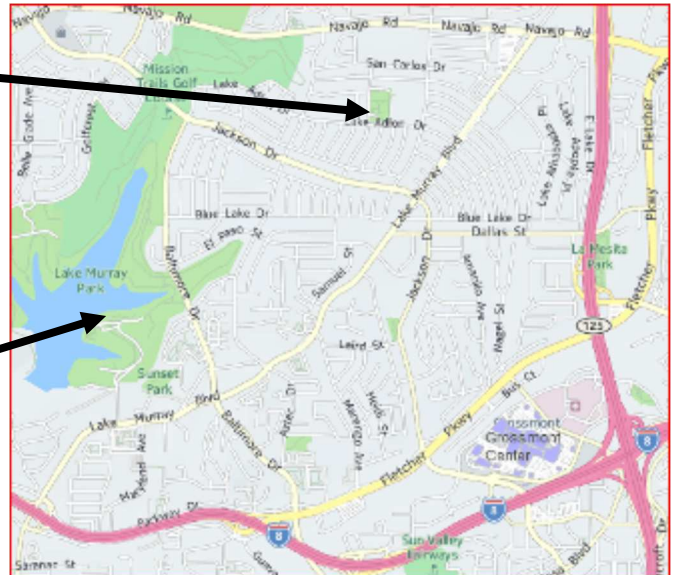
Wesley Woll  
 675 S. Sierra Ave. Unit 25  
 Solana Beach, CA 92075  
 858-481-6386 858-395-9479 cell

**Fly Tying Congress**  
 Thursdays 6:30-8:30

San Carlos Rec. Ctr.  
 6445 Lake Badin Ave.  
 San Diego, CA 92119

**Fly Casting Clinic**  
 Every Sunday 9 to noon.

Lake Murray  
 Kiowa Dr.  
 San Diego, CA 92119



**Monthly Meeting**

First Monday  
 7:00 p.m. to 9:00 p.m.

**Southwestern Yacht Club**  
 2702 Qualtrough Street  
 San Diego, CA 92106

**San Diego Fly Fishers**

10601-G Tierrasanta Blvd. #327  
 San Diego, CA 92124



San Diego Fly Fishers

Cleaner Water, Brighter Streams, Better Fishing

**Affiliate Club of the  
 International  
 Federation of Fly Fishers**

**Since 1962**



**Directions from Highway 8 (traveling West) or Interstate 5 (traveling South)**

Take Rosecrans exit West to Owen Street  
 Turn Left on Owen Street, drive 1 block to San Antonio  
 Turn Left on San Antonio, drive 2 blocks  
 Turn right onto Qualtrough and follow to SWYC entryway at end of street.

**Southwestern Yacht Club**  
 2702 Qualtrough Street  
 San Diego, CA 92106  
 (619)222-0438