

FINNY FACTS

Archive Version

San Diego Fly Fishers

February 2018 Cleaner Water, Brighter Streams, Better Fishing **Volume 41 No. 2**

Annual Stroud Award Banquet: Pictures Starting on page 3
Craig Smith's Column: Gearing Up for the Bay- starting on Page 5
Bishop Rendezvous, Project Healing Waters, and FlyBuy- see Inside below

This Month's Speaker



Joe Contaldi- Fly Fishing Guide


Joe Contaldi is a veteran Guide on the

waters of the Eastern Sierra He is Lead Guide and Owner of Performance Anglers Guide Service based in Mammoth Lakes, California.

He started fishing in New Jersey as a child and came to southern California during his high school years. Soon he was fishing all that California and Nevada had to offer. He started working for a local outdoor retailer and started running saltwater charter trips, giving fly casting demos, lecturing at fishing clubs and outdoor expos. He is a dedicated fly fishing enthusiast who fishes both salt and fresh water. This man truly loves what he does and his enthusiasm is catching! He is a

Celebrity Speaker at The Fly Fishing Show in Pleasanton, CA. He has been quoted in many articles, books, and has been a featured Guest Host in many radio shows.

During Joe's presentation, he shows you exactly what flies to use and were to fish them. (His motto is "No Secrets!") Joe is currently a ambassador for Aquaz Fishing Gear and Mystic Fly Rods Joe resides in Mammoth Lakes Ca with his wife Julia sons Quinn and Logan. In his off time Joe enjoys fishing and hiking with his family.




February Schedule

Every Thursday- Fly Tying at San Carlos Recreation Center 6:30-8:00
 Feb 10th Saturday- Santee Lakes- ASPIRE 8:30-12:00 noon
 Feb 16th Friday-Santee Lakes NMCS D 9:30-noon

Operation Homefront- Pending

Thanks for the generous Support.




Project Healing Waters- Fly Fishing seeks to enhance the lives of returning veterans and 1-on-1 instruction is the preferred teaching method.

Inside

President's..... Page 2
 Stroud Banquet..... Pages 3 and 4
 Craig Smith's Column ...Pages 5 and 6
 Project Healing Waters.....
 Pages 7 and 8
 Volunteer Opportunities..... Page 9
 Bishop Rendezvous.....Page 10
 Extra.....Page 11
 Future Events.....Pages 12 and 13
 Membership.....Page 14
 LOGO clothing..... Page 15
 Eastern Sierra Report.....Page 16
 Funny Page.....Page 17
 Sponsors Page..... Page 18
 Awards.....Page 19
 Board Information..... Page 20

Next Program
 Monday, February 5, 2018
 Southwestern Yacht Club

Don't Forget
 Time to renew your membership with San Diego Fly Fishers for 2018.

Happy New Year to All

Let me start our year by thanking **Fred Gregory**, the oast president, for his dynamic leadership during 2017. The **Board of Directors and I** will do our best to keep Fred's initiatives moving forward.

This year will be another busy year for our club. So many fine educational and fly fishing support programs will continue to serve our members as well as many in the community, such as **Trout in the Classroom, Project Healing Waters, Boy Scouts, Fly Tying Congress, Fly Casting Instruction.**

I also want to see us on the water as a club. Plans are being made to be on the beach, the bay, and local lakes.....yes, food included. We are also planning club organized trips out of town and out of state.

Our support of **Project Healing Waters** continues and a trip for our Veterans and Military Personnel is in the works.

Tie Flies?? An intermediate Fly Tying Class will be conducted, keep watching for details.

This Short message gets the year started. If you have interests, wants, or concerns, please talk to me or any member of your **Board of Directors.**

Tight Lines

Larry



**Read
The
Indicator

E-mailed
By
Sherry
Ashbaugh**

Thank you for your support.

Bratwursts are available for purchase at COSTCO Warehouse stores.

For the second year in a row, Larry George provided the fresh hamburger meat and Bratwurst for our Casting Event held at Tidelands Park

Annual Stroud Awards Banquet - in Pictures

January 8th saw **San Diego Fly Fishers** club members gather for the **Annual Stroud Awards Banquet** at a new location, **Ocean-View Restaurant and Lounge** on base at **Naval Station Point Loma**. The evening started with socializing at the watering hole: *below left-* **Sam Harvey** and **Art Reifman** getting adult beverages while **Shelley Wagner** and **Lew Walsh** are talking to friends. *Below right-* **Sherry Ashbaugh**, **Jeremy Ramberg**, and the **Bechards** socializing in the lounge area. *Bottom-* **Barry Ross**, **Bob Pharoah**, **Rich Strobel**, and **Wayne Allen** are sitting around the table enjoying the ocean view.

The evening festivities included a make your own street tacos with a choice of different meats and plenty of toppings along with a dessert bar with mini-treats.

The presentations were made by outgoing President **Fred Gregory** which included fly plates made by **Paul Woolery**, and raffle items including 10 fly boxes from last years **Stroud Award** winner, **Tom Loe**.

The highlight of the evening was the presentation of the **Gordon Foster Award** presented by **Bob Pharoah** and the **Stroud Award** Presented by **Gary Strawn**. (see the next page for the winners)



Annual Stroud Awards Banquet— in Pictures



Here are a few pictures of some members who received awards. *Right and Left-* Fly Plates Fred Gregory presents to Rick Vorst and Larry "Lars" Sorensen holds his.

Below- Some of the food for the evening. *Middle left-* Fred Gregory presents the main door prize to Paul Woolery. *Middle right-* Jeremy Ramberg won a Tom Loe Fly Box. Thank you, Jeremy, for a great evening.



Bob Pharoah congratulates **Alan Thompson** for being awarded the **Gordon Foster Award** (*above*).

The evening's highlight award, **The Stroud Award**, was awarded to **Rob Hutsel** (*right*) from the **San Diego River Park Foundation** for his work to clean-up the San Diego River and his partnership with **SDFP** for **Trout in the Classroom** and **Fisherman's Camp** at Boulder Creek. Well deserved, Rob!

Gearing up for the Bay By Craig Smith

After the surf, San Diego Bay and Mission Bay are probably the most accessible fishing venues in San Diego. Year-round access is available on foot from shore, or on the water from a kayak, float tube, pontoon boat, stand up paddle board, or boat. To fly fish the bay successfully you need the right gear for the task. Fortunately, a wide range of products fall under that category of “right gear” and you don’t need to spend a fortune. If you want to try the bay there is a good chance you already have a rod and reel that will work. Even some trout gear will suffice provided you have the right fly line. Starting to get a feeling of *déjà vu*? That is because this introduction and much of the following information is similar or identical to last month’s “Gearing up for the Surf” article.

Fly Rods:

A fly rod matched with an appropriate fly line for the depth and current, is your primary tool for the bays; the reel is secondary. Most fly rods can be used in the bays but 5 wt. to 8 wt. rods work best over the widest range of conditions. Rods should be at least 7.5 feet long and of medium-fast to fast action. Slower action rods do make for a bit more work lifting heavy sinking lines from the water. Most graphite rods made today are suitable for casting sinking lines as are some of the faster modern fiberglass sticks. Most rods retailing for more than \$100 are fine for the bays as well as a few that cost less than that.

Fly Reels:

Fly reels should hold at least 50 yards of backing plus your fly line. The only time I have ever needed more than 50 yards of backing I was hooked up with a bat ray. We just followed it in the boat. Just about any fly reel will work. It does not need to have a sealed drag. Anglers fished saltwater for decades before sealed drag reels arrived. Even a reel with a simple clicker drag can be used though you may need to palm the spool or apply additional pressure to the spool with your fingers if you hook up with a nice fish. You can get a reel that will work in the bays for as low as \$50 if properly maintained. Check with your local

fly shop, friends, or on the internet for recommended reels. I have seen many reels from across the budget spectrum that no longer work optimally due to corrosion. Regardless of the price of a reel, I strongly recommend that you clean it after every usage in saltwater. While high end reels can go a week or more without cleaning, some budget reels can corrode overnight. A thorough maintenance regimen will lead to a longer lifespan for your reels. If your reel does not have a sealed drag and gets completely submerged in the saltwater consider disassembling, cleaning, and lubricating the reel, following the manufacturer’s maintenance recommendations.

Fly Lines:

Fishing the bays can involve working the water column from the surface down to 15-20 feet deep or more, and the principle catch in the bays, the spotted bay bass, is usually caught very close to the bottom. Effectively working this range of depths requires multiple fly lines. However, if you intend to fish most time in one part of the water column you can get by with one or two fly lines.

Floating lines can be useful when fishing weighted patterns in water less than about 5’ deep with minimal current. Floating lines are a great option when casting from the sandy beach areas of Mission Bay. With a floating line, use as long a leader as you can handle to help keep the fly down near the bottom. A floating line is also useful for casting topwater flies to mackerel, bonito, and corvina. Floating lines retail from \$40 to \$120.

An intermediate sinking fly line which sinks at 1-2 inches per second may be the only line you need if you primarily fish in water 6’ deep or shallower. It can be used in deeper water if the current is not too strong and you are patient while waiting for your fly to sink. I have fished as deep as 10’ with a slow retrieve, but if there is any significant current an intermediate line will not be as effective as using a faster sinking line in deeper water. An intermediate line can also be used to fish topwater patterns. When used with a fast retrieve the line will

remain near the surface. Intermediate lines retail from \$40 to \$100.

Integrated shooting taper lines have a 24-30 foot fast sinking section factory mated to a thin floating or intermediate (slow) sinking running line. If rigging up with an integrated shooting head sized in grains, get one that matches your rod and has a sink rate of at least 4 inches per second. Generally, a 150 grain line will match well with a 5 wt. rod, a 200 grain with a 6 wt. rod, 250 grain with a 7 wt., and 300 grain with an 8 wt. rod. Depending on your casting skill you may be comfortable using a heavier or lighter line on your rod. There are also integrated shooting taper lines with intermediate (slow) sinking heads. The advantage of using an integrated shooting head line over a traditional shooting head line is that you do not have a connection or splice in the line system. The advantage over a full sinking weight forward lines is that the integrated shooting head line will be easier to cast for distance. The major fly line makers such as Rio, Scientific Anglers, Orvis, AirFlo, and Cortland market integrated shooting taper lines suitable for the bays. These lines retail from around \$55 to \$100. Some integrated shooting taper lines that are labeled like a regular fly line instead of in grains on the box. Examples are the Rio Outbound Short and the Scientific Anglers Titan Taper. These lines should be matched to the rod using the label on the line box. For example, an 8 wt. Rio Outbound Short line would be matched to an 8wt rod.

-continued next page

Gearing up for the Bay— *continued*

By Craig Smith

Continued from previous page

Traditional shooting head systems that loop a shooting head to a shooting line have fallen from favor except for a few die-hard users as a result of the convenience of integrated shooting taper lines. With a shooting head system, you can get a set of shooting heads with different sink rates (floating through very fast sinking) that can be quickly changed. This allows you to cover different depths with only one rod and reel without needing extra spools loaded with expensive full-length fly lines. Shooting heads for single handed rods are much more difficult to find today but Rio and Scientific Anglers still make them. With Scientific Anglers shooting heads you would select a head two line weights heavier than your rod. So, you would use a ST-9-S head (which would weigh 240 grains) on a 7wt rod. Rio has factored this into the weight of their shooting heads so you would use a Rio ST-7-S (head weighs 265 grains) on a 7 wt. rod. Traditional shooting heads excel at long distance casting.

A full length sinking line can be very useful in the bays and can be great lines to fish from a float tube when you are not making long casts. When choosing a full sinking weight forward line, I recommend going up two lines sizes. For instance, use a WF-8-S line on a 6wt rod. The first 30 feet of a WF-8 line will weigh 210 grains, so it would load the rod about same as a 200 grain integrated shooting taper line. The rod will not be overloaded and the line will cast much better for you. The primary benefit of a full sinking line is that they cost less compared to integrated shooting taper lines against a tradeoff of being a bit more difficult to cast. Full sinking lines retail from \$40 to \$60. The costlier versions usually have a density compensated tip (sometimes called a uniform sink line) that sinks a bit faster than the rest of the line. In deeper waters like lakes and bays the density compensated tip ensures that the fatter belly section of the line does not sink below the tip section. This is usually not much of a factor in the bays in water less than 10'-12'. Full length sinking lines can usually be found with different sink rates. Lines with a sink

rate of 3, 4, and 5 inches per second are good options.

Sink tip lines with 10'-15' sink tips commonly used for freshwater situations can be used in the bays in shallower water, say less than about 8'. Just remember the floating portion of the line will cause the sinking portion to loft towards the surface and out of the feeding zone during the retrieve; however, they can be effective at times. I often use a sink tip in water less than about 6' deep because I can use the floating part of the line as a strike indicator.

If I were to have only one line for the bay it would be something that sinks at about 3-4 inches per second. If I had two lines, one would be an intermediate sinking line and the other would be something that sinks at about 4-5 inches per second and has a sinking section at least 24' long.

Leaders:

There is no need for expensive tapered leaders except for when using floating lines. Just use 4' to 8' of 8 to 12 lb. test nylon monofilament or fluorocarbon monofilament when using sinking lines. I have not found any difference in catch rates between nylon mono or fluorocarbon mono (yes, Fluorocarbon is a monofilament – 1 strand). Fluorocarbon may provide some durability advantages with respect to abrasion resistance but I have not found that to be significant in the open bay waters. For presentations with floating lines I will a 7.5' tapered leader with a 10 or 12 lb. tippet. There are some saltwater or big game leaders that have heavy butt sections and cast poppers nicely as will most OX trout leaders.

Flies:

Flies from about 1.5 to 3 inches long will suffice most of the time. These will be tied on hook sizes 6 through 1. About 80% of the flies I use are tied on size 4 hooks. Clouser minnows, crab patterns, bonefish flies, Lefty's deceivers, woolly buggers, and a host of other patterns will work. For topwater presentations small

poppers, crease flies, and gurglers will take corvina, mackerel, and bonito. I always crush the barbs on my hooks at the tying bench. Barbless hooks make it easier to release fish and often you do not even need to touch them.

Red and orange are good attractor colors. Many types of crabs have similarly colored roe sacs. I try to incorporate these colors into many of the patterns I tie. Yellow and chartreuse are also good colors as are black and root beer. A black fly will have excellent contrast with the background in low light conditions making it easier for fish to pick it up visually compared to lighter colored flies. Olive/white and grey/white match many of the baitfish found in the bays. Lots of other colors work too. I have yet to find a color that doesn't work! I don't worry too much about having specific patterns for the bays even though I have created many patterns at the vice for fun. From April 2017 through December 2017 (about 30 outings) I only used chartreuse/white clouser minnows and had no difference in catch rates for 10 different species compared to my angling partners using other patterns and colors. But I still had a half-dozen other patterns with me.

Ancillary Gear:

If fishing from a shore or a boat a stripping bucket/basket will help prevent line tangles. Good commercially made stripping baskets cost from about \$50 to \$80. You can make a serviceable basket for less than \$15. Plenty of examples can be found online with an internet search. Be sure to incorporate some sort of spikes, cones, or posts into the bottom. This will help keep coils of line from tangling. When fishing from a kayak, float tube, or pontoon boat some type of apron to strip the line on to will perform a similar function.

-continued on page 11

**Project Healing Waters Fly Fishing
San Diego Chapter**

**Community Program for Veterans....
FREE FLY TYING AND
FLY FISHING
PROGRAM**



**When: Every Thursday Evening
Time: 6:30pm to 8:00pm
Where: San Carlos Recreation Center**

6445 Lake Badin Ave., San Diego, CA 92119

**FREE-- Fly tying (all materials supplied)...Prize drawings
(flies, rods/reels, tools, etc.)
Sponsored fly fishing outings**

PROGRAM OPEN TO ALL DISABLED VETERANS


**Sponsored by Project Healing Waters & San Diego Fly Fishers
Please rsvp to**

phwsandiego@gmail.com

Project Healing Waters Fly Fishing ASPIRE Veterans Group in pictures



San Diego Fly Fishers continues their support for **Project Healing Waters– Fly Fishing** by providing instruction at Santee Lakes for the group from **ASPIRE**. Our goal is to provide one-on-one instruction or small groups in the areas of fly tying, fly casting, knots, and most importantly, catching fish on the fly. Our thanks goes out to the **Padre Dam Municipal Water District** (who owns and operates **Santee Lakes**) for allowing us to use the lakes as a classroom at no charge.



Volunteer Opportunities

San Diego Fly Fishers has been supported local conservation efforts, leads the way in providing fly fishing education, supports local Boy Scouts and local schools, and we devote our time to better the lives of wounded veterans. Below is a few of the volunteer sites.

RECURRING EVENTS

Every Sunday Morning at 9am

Lake Murray Casting Clinic

Join **Alan Thompson** and his crew. We can always use additional help as the number of students can vary greatly from week-to-week. We are teaching two basic casts: the roll cast and the overhead cast. Bring a comfortable chair, your winning personality, and we will supply at the equipment.

Every Thursday Evening at 6:30 pm.

San Carlos Recreation Center

Meet a group of dedicated fly tyers that are giving instruction as to tying most of the popular flies. For more information contact **Lucky Ketcham**.

SPECIAL EVENTS

Casa Vieja Meadow in the Golden Trout Wilderness

Join SDFF members as they make two trips annually, one trip in early summer to repair and set up the cattle excursion fence to protect the fragile mountain meadow. The second trip occurs in the fall to take down the barb wire fence to minimize winter storm damage. While in the meadows, look for the elusive Golden Trout that can be found in the small streams.

Trout in the Classroom

This event will become a recurring event as we continue to build increase participation by local schools. There is the possibility to raise and release trout three times during the academic year.

Updates to this rapidly expanding program will be listed here or in the *Indicator*.

Project Healing Waters- Fly Fishing-San Diego

San Diego Fly Fishers has increased the number and types of settings to help disabled veterans.

WE NEED YOUR HELP.

We have added a new group of veterans who attend the ASPIRE program and are scheduled to meet monthly the 2nd Saturday at Santee Lakes. If interested see **Lee McElravy**

We have returned to the **Naval Medical Center San Diego** after an extended absence. If you are interested, see **Larry Sorensen**.

An evening program of fly tying at San Carlos Recreation Center that meets weekly on Thursday from 6:30-8:00pm. If Interested see **Lee McElravy**.



Volunteers from San Diego Fly Fishers built this at Boulder Creek for the education of local school children. Great Job.

Bishop Rendezvous 2018

March 1-4, 2018

Fly Fishing the Owens River System



Contact the Elms Motel and ask for Harry at: 760-873-8118 or 800-848-9226

There are 9 rooms with a one bed and 7 rooms with 2 beds (includes 2 smoking rooms)

Call the Elms directly to reserve your room,

If the Elms is not available , contact the Travel Lodge next door at 844-422-5811

Then Contact me at finnyfacts@gmail.com so we will have a count for the evening meals.

Area Guide Services (that we have used)

Sierra Drifters– Tom Loe– 760-935-4250

Eastern Sierra Guide Service– Pat Jaeger– 760-872-7770

Extra—

-Continued from Page 6

Keep a hook sharpener handy. I check my hook's point when I tie a fly to the leader, get hung up on a rock, and periodically during and outing. I prefer to use non-stainless steel hooks for flies I tie as they are easier to sharpen on the water. Many of the best quality hooks are not stainless steel – they are coated with a nickel compound or some other protective coating. I rinse my flies in freshwater after an outing. Even flies tied on bronze hooks will last few outings if rinsed after use. A pair of forceps (hemostats) or needle nose pliers

will help with hook removal. Pliers can double as a line cutter and can be used to crimp barbs if you forgot to do it before you left home.

A landing net can help landing and getting control of barracuda, halibut, and rays. Many anglers don't know the following excerpt from the California saltwater fishing regulations, section 28.65(d): *“No person shall take finfish from any boat or other floating device in ocean waters without having a landing net in possession or available for immediate use to assist in landing undersize fish of species having*

minimum size limits; the opening of any such landing net shall be not less than eighteen inches in diameter.” Per section 27.00, the bays are considered ocean waters. Do you have a net on board your boat, float tube, pontoon boat, or kayak?

Strike indicators. *Uh, What? Did he just say strike indicators? In saltwater? For the bays?!* In a word, yes. Sorry to tease you, but more on that subject in a future article.

FREE CASTING LESSONS EVERY SUNDAY starting at 9 AM

Join the San Diego Fly Fishers at Lake Murray to cast or improve your skills. Free instruction is available. Bring your own equipment or use the club equipment, available from one of the instructors. DIRECTIONS--Take Interstate 8 to Lake Murray Boulevard. Go north on Lake Murray Boulevard to Kiowa Drive. Make a left and continue to the parking lot next to the boat dock. We are to the immediate right of docks under the large cabana. See you there!

Fly Tying Congress Every Thursday 6:30-8:30 PM

Join the San Diego Fly Fishers at San Carlos Recreation Center at 6445 Lake Badin Ave. in San Diego. Instruction to create your own fly is available. Bring your own equipment or use the club equipment, available from one of the instructors.

DIRECTIONS--From Interstate 8 take the Lake Murray off-ramp and drive toward Lake Murphy. Travel on Lake Murray Blvd. for 1.6 miles and turn left at Lake Adlon Drive (1st corner past Jackson Drive). Go three blocks and the Recreation Center will be on you right.

Future Event

California Waterfowl Association

Owens River Annual Clean Up

Bishop, California

Saturday, February 10, 2018



Meet @ 8AM Pleasant Valley Campground

Bring gloves. Be prepared to help clean up as much of the river as we can.

Wear waders if you own them.

Bring family and friends! The more people, the cleaner the river!

Coffee and baked good provided for all volunteers at 8AM &

Lunch will be provided for all volunteers at 12PM

@ Pleasant Valley Campground.

2018 Sponsors include:

California Deer Association - Bishop

California Waterfowl Association – Bishop

Caltrout – Sierra Headwaters Region

Ducks Unlimited

International Federation of Fly Fishers – Southwest Council

Inyo Recycling and Waste Management - Bishop

Preferred Septic and Disposal – Bishop

RIO, Redington, and Sage

Silver Lake Resort – June Lake

Tenkara Tanuki Fishing Rods

Trout Unlimited – Eastern Sierra Field Office

Talk it up. Bring family and friends.

This is our chance to annually clean up Bishop's blue ribbon moving water fishery.

For information call Chris Leonard. 818.288.3271.

Loung Tam of Tenkara Tenuki and Chris will have a clinic on fishing tenkara rods after lunch. Please join Loung and Chris after lunch. Rods provided. Clinic is free.

There is a raffle for participants with a lot of swag to be given away!

Future Event



2018 FLYBUY

Saturday, February 3, 2018
Benefit the Southwest Council Fly Fishers International

LONG BEACH CASTING CLUB 4901 East 7th Street Long Beach, CA 90804

Great Buys on New and Used Tackle

Bring usable and sellable items originally priced over \$40.00, donate to the Garage Sale and get free admission.

\$10.00 for FFI members, lunch included in admission price, \$15.00 others.
Membership available at door

FLY TYING 9-4

Learn and watch award winning fly tiers. They will demonstrate their famous patterns and techniques! Come and see a few renowned Buzsek Award winners and at least 22 tiers!

GARAGE SALE 9-4

Please donate items for the fly fishing garage sale. Rods, reels, lines, clothes, vests or accessories. Anything not sold will be donated to Project Healing Waters or as needed by the SWC member clubs. Items must be in working order and have a value of at least \$10.00. A great opportunity to dispose of extras and unwanted items of all matters fly fishing. Please give items to your SWCFFI representative or contact us directly. This is the perfect way to do spring cleaning and to help the SWCFFI!

CASTING 9-4

20/20 Casting lessons: Federation Certified and Master Casting Instructors will be available for personal casting lessons at \$20 for 20 minutes. Tune up your techniques for the upcoming fishing season. Participants will be analyzed by instructors and receives tips to improve their single-hand or Spey casting. See how you do in the Danish Casting Games! Come join in on the fun of casting!

RAFFLE & SILENT AUCTIONS 9-4

Take a chance at winning some fantastic raffle items. Raffle tickets will be sold at the event. For your bidding pleasure both select and special silent auction items will be on the tables all day. Come and place your bids!

Call 818. 757. 3474 or email: specialprojects@swcffi.org

Membership Renewal by Mail

Date _____ First Name _____ Last Name _____ MI ____

- Individual Membership - \$40.00 Family Membership - \$50.00
 Military Membership - \$25.00 (Active Military only) Military Family Membership - \$35.00 (Active Military only)

Change of Address or Email Address : New Address _____
City _____ State/Zip _____

Email _____ @ _____
Please Print Clearly)

**PRINT THIS PAGE then
MAIL THIS FORM AND YOUR CHECK TO:**

**SAN DIEGO FLY FISHERS
10601-G Tierrasanta Blvd #327
San Diego, CA 92124**

COUPON...SAVE \$ 5.00...COUPON

Join **IFFF** and take \$5.00 off your **San Diego Fly Fishers** Membership and be entered in an **IFFF** raffle where 1 out of 12 new members will win a new fly rod.
See John Adametz or Steve Vissers for more details

By using this form you save your club the expense of mailing a renewal form, can save you money if you renew in person at a club meeting, and this is the green al-

ON-LINE MEMBERSHIP RENEWAL

On-Line Renewal

Here's how you do it:

1st: on your computer (or other device) go to www.sandiegoflyfishes.com

2nd: click on [Join Our Club](#)

3rd: in the orange colored box click on [Renew Online](#)

4th: Read the entire page and complete the form in the aquamarine colored box

5th: After you have completely filled out the form, make sure you click the box that states **I have read and I agree to the terms of the San Diego Fly Fishers General Release*. Not sure what is in General release, Click Button on bottom right that says [Read SDFP General Release](#)

6th: For safety, copy the number in a picture above Submit Button and copy that number in a box below the number.

7th: Hit [Submit Membership Info](#)

8th: Select membership type and follow instruction to make payment.

Final Note: If you have made an online purchase, you can work this system.

Ordering Clothing from Cabelas With our Club LOGO

CABELA'S EMBROIDERED CLOTHING

Our Club logo is available to be applied to items purchased at Cabela's. Here is the information you will need.

Step 1: Decide what article of clothing you want the club logo to be placed on and write down the number and color you want to purchase. There are good deals on the Corporate Sales book found online. Then choose the logo you will use. Blue lettering LOGO is for light-colored item (**LOGO number 30016093**) or gold lettering LOGO for dark colored items (**LOGO number 30015627**).

Step 2: Contact Cabelas Embroidery at (877) 892-4424 (Telephone), or facsimile at (800) 237-4401. or on-line at embroidery~cabelas.com

Step 3. When connected to the Embroidery Department, Give them the SDFE Customer Club Number when placing an order. This number is **40479874**. You may receive a 0-10% discount by using the Club Number. However, for almost all items there is an embroidery charge of **\$5.00**.

Step 4: Finalize the order and use a credit card to secure your purchase by phone. **If you are ordering by FAX or e-mail, do not include a credit card number.** For security reasons, Cabelas will call you for that information.

Step 5: Check your product when it arrives.

The Official San Diego Fly Fishers Shirt which is displayed on the right. You can own this special shirt which guaranties that you will stand out in a crowd.

**Order from Cabelas (see above)
Item #1K-904591
Color-Vivid Blue**

Get Yours Today !



Embroidery is available locally at **TCB Embroidery** located at 8924 Carlton Hills Blvd. San-tee, CA 92071 Phone- (619)-562-2320 Fax (619)-562-3510
tcbembroidery.com

Eastern Sierra Report from Sierra Drifters

Fish'N Conditions 1/16/18

A couple of mild winter storms came through the region, but only dropped any measurable precipitation at the highest of elevations. Another storm was forecast for the coming week, but it looks to be mostly rain. We are keeping an eye on the following weekend for the possibility of a decent snow storm. This one will be much colder and could bring over a foot of snow to the upper elevations. East Walker river is holding at a nice winter release. Fish are once again spread all over the river. Upper Owens river has experienced a major increase in flows. Fishing may improve here if they drop again or some new fish move in. Hot Creek stuck at low winter flows. Some decent afternoon hatches are providing some dry fly opportunities. Middle Owens River fishing good. Flows are holding at 98 and the water clarity is great. Wild Trout section and PVR have been decent. Try dry dropper rigs with small patterns #18-22 in the wadeable sections, while full sink lines can dredge up some trophy sized fish in the reservoir.

Upper Owens River 1/16/18

Flows have jumped up suddenly to 108 cfs. This is typically the flow rate we experience in early spring. A colder storm which is forecast for the upcoming weekend may trigger some new migratory rainbows to make their move up river. For now, fishing will be tough here for a few days. Flows will need to drop some and allow for the fish to settle back into their normal holding areas. Crystal Eggs, San Juan Worms, #16-18 Assassins (dark and light), #14-16 Crystal Leeches, and #16-20 Copper Tiger Midge, Zebra Midge, and Gillies have been good patterns fished with plenty of weight below an Under-Cator. Access remains good on most of the two track roads leading down to the river. Check out our guide tips page if you are not experienced in fishing attractor patterns during the winter. There is a new posting that will give you some pointers on how to set the hook.

Middle Owens River (Bishop Area) 1/16/18

A big drop in flows here to 98 cfs. They are higher below the confluence of Bishop

Creek. Water clarity is improving daily and the BWO's are coming off in the afternoons. Some pools are holding multiple fish in mixed sizes and species. Browns and rainbows have been showing up to take our streamer patterns on most days. Drawing the fish toward the boat with multiple retrieves has been a good strategy. Some larger fish, mostly rainbows, are also on the chew now. Scaling down in size to smaller perch fry patterns like our #16 Punk Perch in the afternoons during the BWO hatch is a good call. Make sure you have some #16/18 adult baetis (BWO) patterns as the month rolls on. We believe this will be a memorable late winter for surface action. Nymph the base of riffles, drop-offs, & tail out sections of larger pools using Assassins, flashback pheasant tails, broken back midges, olive crystal caddis larva, & olive larva patterns.

Hot Creek 1/16/18

Numbers are pretty good here as the newbies acclimate to their new home, & spread out along the deeper slots and pools. Flows holding at 11 cfs until some more precipitation arrives on the scene. Best bite occurs during early afternoon when the BWO's are emerging. Dry dropper rigs with a #16-18 Para Hi-Vis BWO and a #18 Gillie dropper 2' below is the perfect rig at this time. When you observe those noses sipping the adults in the suds, remove the dropper, and dope up those high wings so they ride high on the surface. Light tippet in the 5-6x class is best. During off hatch periods try attractor patterns fished without an indicator. You can get into some of the larger fish using this method during the winter months. No snow or ice present currently, and the NFS gate remains open.

Pleasant Valley Reservoir 1/16/18

Big change in water level here recently. This will set the stage for some potentially great dry/dropper fishing in, & around the inlet section. You will experience some very sticky/nasty mud until the banks dry out. Still water addicts can get their fix here all winter. This fishery is planted all

winter, & can provide some excellent fly fishing opportunities from a float tube; or near the inlet section that feeds the reservoir proper. Full sinking lines fished along the steep shoreline drop-offs using patterns like Loebergs, Crystal Leeches, Parallel Punk Perch, Parallel Agent Orange, & Spruce-A-Bu's are good calls for "freeze tubers" during the winter. Locals call PVR "little Crowley" as fly fishers in the know will use still water nymphing techniques to score big numbers during periods of stable water levels. Set your "Under-Cators" to suspend those broken back midges, crystal tiger/zebra midges, gillies, & Assassins around the 12-14 foot depth. The inlet section is historically the most consistent section to fish. This diverse fishery also allows you to move into the short river section that feeds the lake. Looking much like the East Walker, this short; but sweet section has plenty of pocket water and riffles that hold holdover rainbows and browns that move into the heavy brush during periods of lower flows. Dry/dropper rigs using para hi-vis BWO's, Stimulators, and hi-vis caddis patterns as your upper; with crystal tiger midges, crystal olive caddis larva, & assassins as a nymph. The transition area that dumps into the lake has slower moving/deeper water that requires the use of an Under-Cator, or longer dropper off your dry. This is perhaps the most fertile area of the lake, & competent roll casters can enjoy huge days here while making extended drifts in the foam lines. The trout will concentrate here to feed on the abundant chironomid, & mayfly that come off throughout the cooler months. Keep this fishery in mind if the weather gets nasty in the higher elevations.



Funny Page



"ARE YOU SURE THE BIG ONES
ARE BITING HERE, BOB?"

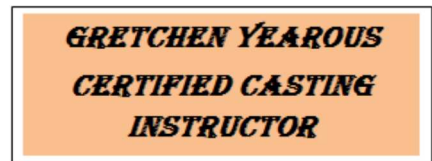


FREE CASTING LESSONS
EVERY SUNDAY starting at 9 AM

Join the San Diego Fly Fishers at Lake Murray to cast or improve your skills. Free instruction is available. Bring your own equipment or use the club equipment, available from one of the instructors. DIRECTIONS--Take Interstate 8 to Lake Murray Boulevard. Go north on Lake Murray Boulevard to Kiowa Drive. Make a left and continue to the parking lot next to the boat dock. We are to the immediate right of docks under the large cabana. See you there!

2017 Fundraiser Sponsors

A special thank you to our Sponsors . Please Support them with your business





Recipients of the
STROUD AWARD

Jim Brown.....	2004
Allen Greenwood.....	2005
Hugh Marx.....	2006
Mike Rivkin.....	2007
Bill Van Wulven.....	2008
Larry Bottroff.....	2009
Gary Strawn.....	2010
Bob Fletcher.....	2011
Bill and Eileen Stroud.....	2012
Paul Woolery.....	2014
Louie Zimm.....	2015
Tom Loe.....	2016
Rob Hutzel.....	2017

Cut-off date for **March Finny Facts** is Friday, February 16, 2018
Send articles to:
Alan Thompson at
tinnyfacts@gmail.com

Send change of address information,
 or Club membership renewal to:
Sandiegoflyfishers.com

Also, Visit our club's website today for new pictures, articles, and other useful information.
WEB Address at bottom of this page.

LIFE MEMBERS

Gordon Foster (in memoriam), Bill and Eileen Stroud (in mem), Bernie Hammes (in mem), Hugh Turner (in mem), Nancy Pitts, Bob Wisner (in mem), Ken Armer, Glen Paul (in mem), Betty Coram, Ned Sewell (in mem), John Kasten (in mem), Leo Bergevin (in mem), George Beach (in mem), Bob Camp (in mem), Marvin Darling, Gene Jerzewski (in mem), Oz Osborn (in mem), Robbie Robinson (in mem), John Gauld (in mem), Lloyd Jefferies (in mem), Doug Joseph, Gary Hilbers, Tom Smith, Bud Olsen (in mem)

HONORARY MEMBERS

Jim Brown, Louisa Kassler (in memoriam), Hugh Marx (in memoriam), Bob Fletcher, Randy Ford, Allen Greenwood, Mike Rivkin, Bill Van Wulven, Larry Bottroff, Aubrey Wendling (in memoriam), Bob Berry, Larry George, Tom Loe

Recipients of the:

GORDON FOSTER MEMORIAL AWARD

For unselfish and outstanding service to the fly fishing community

1991-Ned Sewell	2007-Lucky Ketcham
1992-Bob Camp	2008-Louie Zimm
1993-Bill & Eileen Stroud	2009-Warren Lew
1994-Ed Velton	2010- Paul Woolery
1995-Bob Wisner	2011-Gary Strawn
1996-Gary Hilbers	2012-Lee McElravy
1997-Jack Bentley	2013-David Collins
1998-Gordie Zimm	2014-Lee Anderson
1999-Gretchen Yearous	2015- Jack Duncan
2000-Tom Smith	2016- Bob Pharoah
2001-Rose & Roger Yamasaki	2017-Alan Thompson
2002-Larry Sorensen	
2003-Jim Tenuto	
2004-Joe Bain	
2005-Jim Reeg	
2006-John Kasten	



**San Diego Fly Fishers
2018 Directors**

Larry Sorensen **President**
 Sherry Ashbaugh..... **1st Vice-President**
 Bruce Harris **Treasurer**
 Mark Hedderson..... **Secretary**
 Bruce Bechard **Co-Programs**
 Jack Duncan..... **Rod Building**
 Mike Gilroy..... **At Large**
 Fred Gregory..... **At Large**
 Tim Huckaby..... **Co-Programs**
 Lee McIlravy **Project Healing Waters**
 Bruce Michael **At Large**
 Jeremy Ramberg **SWC-FFI Club Liaison**
 Gary Strawn **Conservation**
 Alan Thompson..... **Newsletter**
 Steve Vissers **Membership**
 Paul Woolery..... **At-Large**

Other Chairpersons

Alan Thompson **Fly Casting Clinic**
 Lucky Ketcham **Fly Tying Clinic**
 David Collins **Web Master**
 Don Davis..... **Video & Library**

IGFA Contact

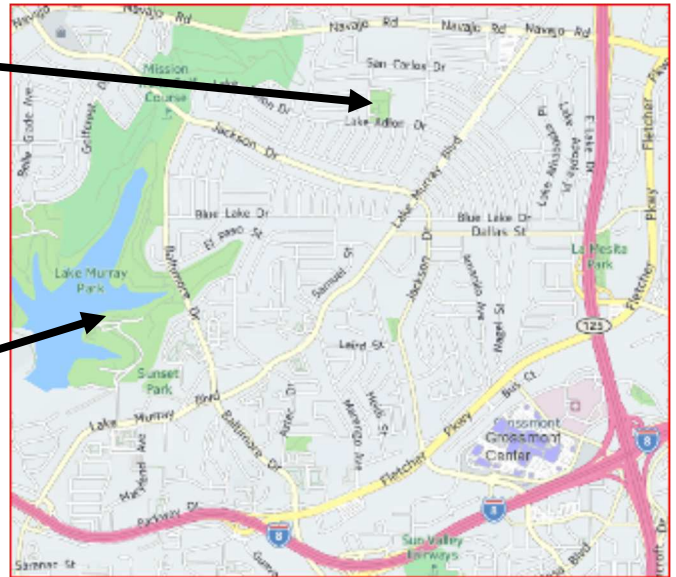
Wesley Woll
 675 S. Sierra Ave. Unit 25
 Solana Beach, CA 92075
 858-481-6386 858-395-9479 cell

Fly Tying Congress
 Thursdays 6:30-8:30

San Carlos Rec. Ctr.
 6445 Lake Badin Ave.
 San Diego, CA 92119

Fly Casting Clinic
 Every Sunday 9 to noon.

Lake Murray
 Kiowa Dr.
 San Diego, CA 92119



Monthly Programs

First Monday
 7:00 p.m. to 9:00 p.m.

Southwestern Yacht Club
 2702 Qualtrough Street
 San Diego, CA 92106

San Diego Fly Fishers

10601-G Tierrasanta Blvd. #327
 San Diego, CA 92124



San Diego Fly Fishers

Cleaner Water, Brighter Streams, Better Fishing

Affiliate Club of the
 International
 Federation of Fly Fishers

Since 1962



Directions from Highway 8 (traveling West) or Interstate 5 (traveling South)

Take Rosecrans exit West to Owen Street
 Turn Left on Owen Street, drive 1 block to San Antonio
 Turn Left on San Antonio, drive 2 blocks
 Turn right onto Qualtrough and follow to SWYC entryway at end of street.

Southwestern Yacht Club
 2702 Qualtrough Street
 San Diego, CA 92106
 (619)222-0438